



DEMOGRAPHIC STATISTICS MALAYSIA THIRD QUARTER 2024

POPULATION

Current quarter population = Previous quarter population + Live Births – Deaths + Net Migration



34.1 million

↑ 1.6%

population growth as compared to the third quarter of 2023 (33.6 million)

Citizenship



Citizens

30.5 million 30.7 million

Q3 2023

Q3 2024



Non-citizens

3.1 million 3.4 million

Q3 2023

Q3 2024



Male

17.9 million

Q3 2024

17.6 million

Q3 2023




Female

16.2 million

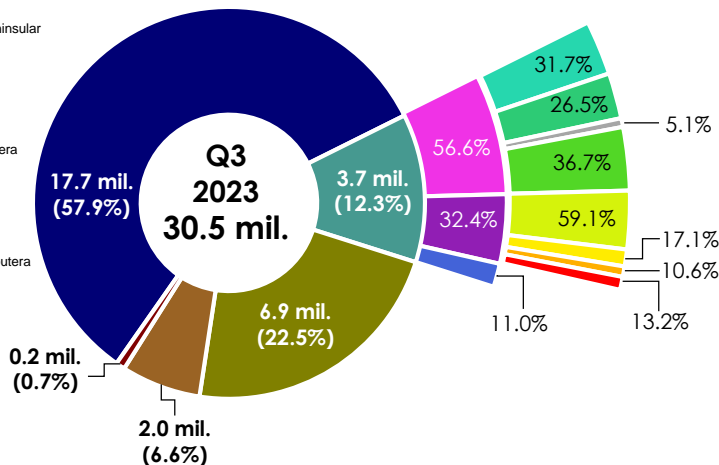
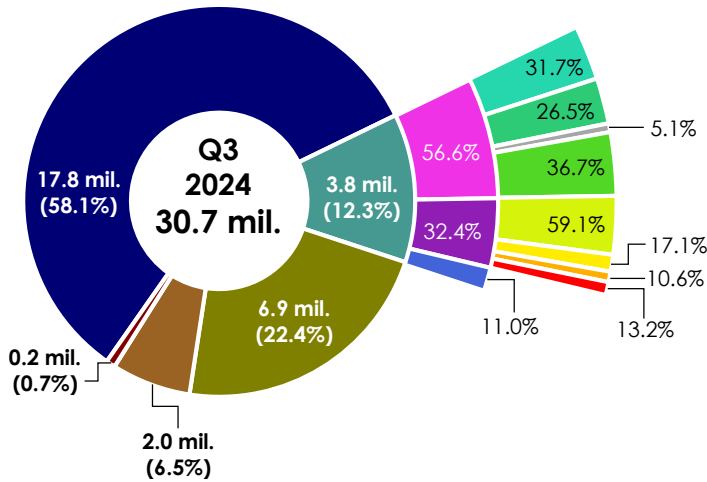
16.0 million

Sex Ratio



111 males per 100 females

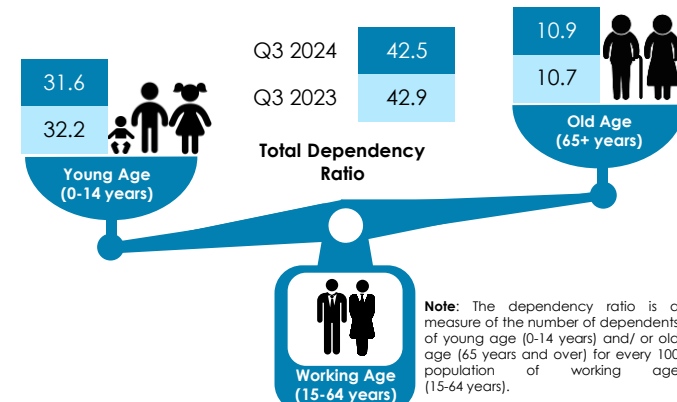
Citizens by Ethnic Group



Age Group

	0-14 years	15-64 years	65+ years	60+ years
Total				
Q3 2024	7.6 mil.	23.9 mil.	2.6 mil.	4.0 mil.
Q3 2023	7.6 mil.	23.5 mil.	2.5 mil.	3.8 mil.
Male				
Q3 2024	3.9 mil.	12.7 mil.	1.3 mil.	1.9 mil.
Q3 2023	3.9 mil.	12.5 mil.	1.2 mil.	1.9 mil.
Female				
Q3 2024	3.7 mil.	11.2 mil.	1.4 mil.	2.0 mil.
Q3 2023	3.7 mil.	11.0 mil.	1.3 mil.	2.0 mil.

Dependency Ratio





LIVE BIRTHS

100,645

Live births for third quarter 2024 **decreased 12.3%** as compared to third quarter 2023 (114,764)



1 baby born per **minute**
47 babies born per **hour**
1,118 babies born per **day**

Male Babies

Q3 2024: 51,815
 Q3 2023: 59,683

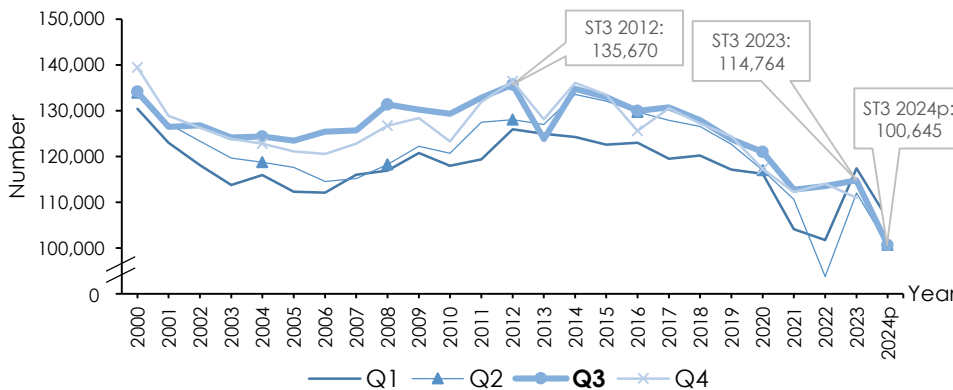


Female Babies

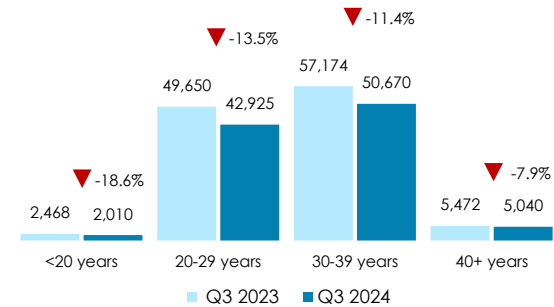
Q3 2024: 48,830
 Q3 2023: 55,081

Live births by quarter, Malaysia, 2000-2024P

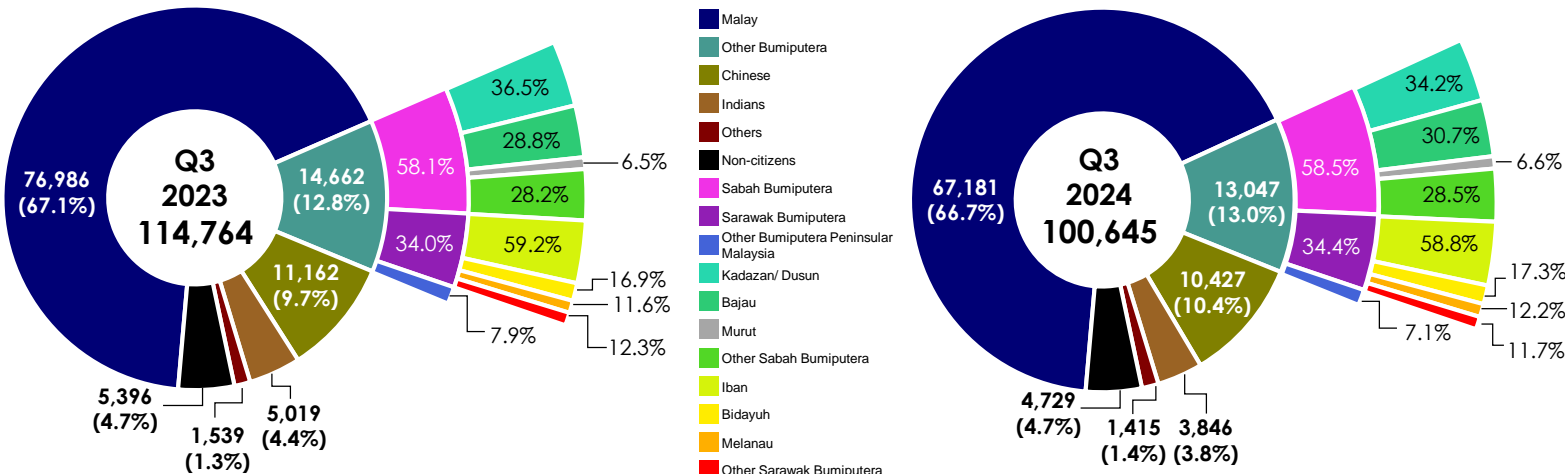
- A total of 100,645 live births was recorded in the third quarter 2024, a decrease of 12.3 per cent as compared to the third quarter 2023 (114,764 births).
- Third quarter of 2012 recorded the highest number of births as compared to the same quarter in the period of 2000 to 2024.



Mother's Age Group



Live Births by Ethnic Group



DEATHS



48,317

Deaths for third quarter 2024 **increased 1.9%** as compared to third quarter 2023 (47,438)



1 death per **2** minutes
22 deaths per **hour**
537 deaths per **day**

Male

Q3 2024: 27,446
Q3 2023: 27,044



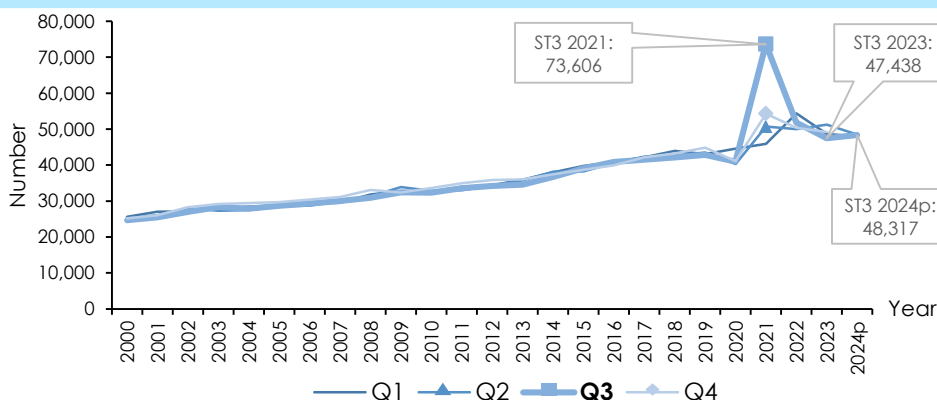
Female

Q3 2024: 20,871
Q3 2023: 20,394

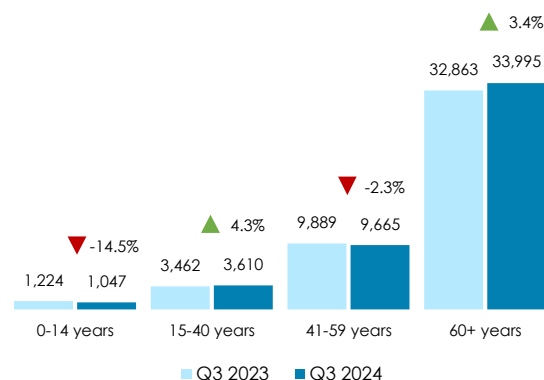
Year	Month	Change (YoY)	Number
2023	July	-12.5	16,742
	August	-0.1	16,389
	September	-12.6	14,307
	Q3	-8.6	47,438
2024 ^p	July	2.8	17,208
	August	-3.4	15,830
	September	6.8	15,279
	Q3	1.9	48,317

Deaths by quarter, Malaysia, 2000-2024^p

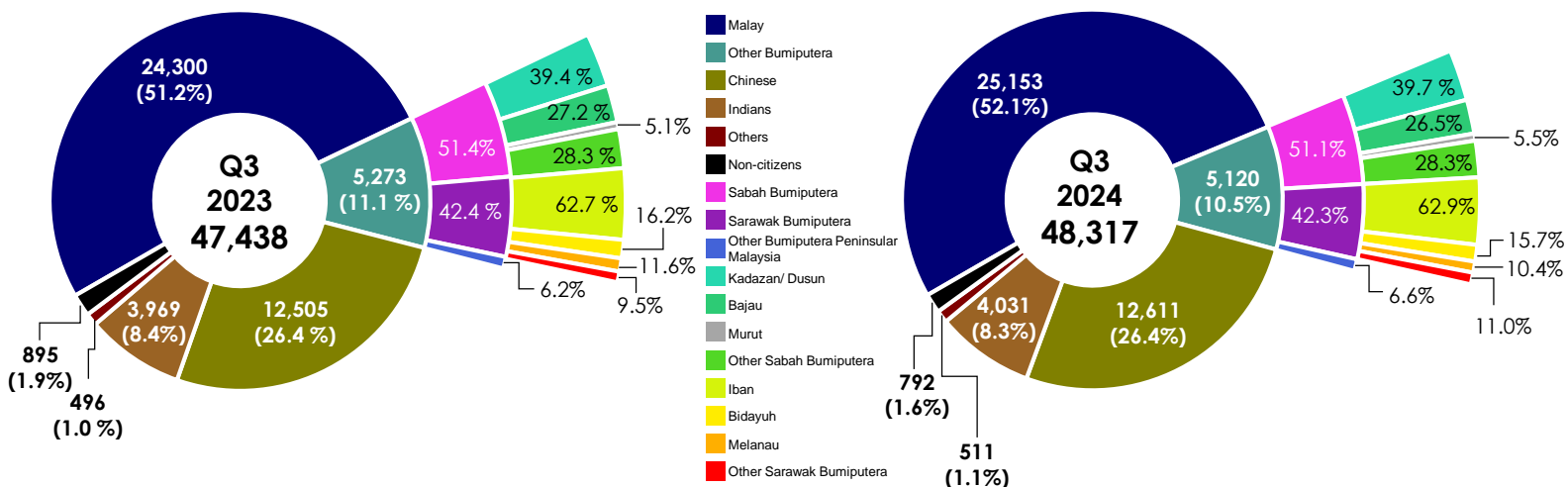
- A total of 48,317 deaths was recorded for the third quarter 2024, an increase of 1.9 per cent as compared to the third quarter 2023 (47,438 deaths).
- Third quarter of 2021 recorded the highest number of deaths as compared to the same quarter in the period of 2000 to 2024.



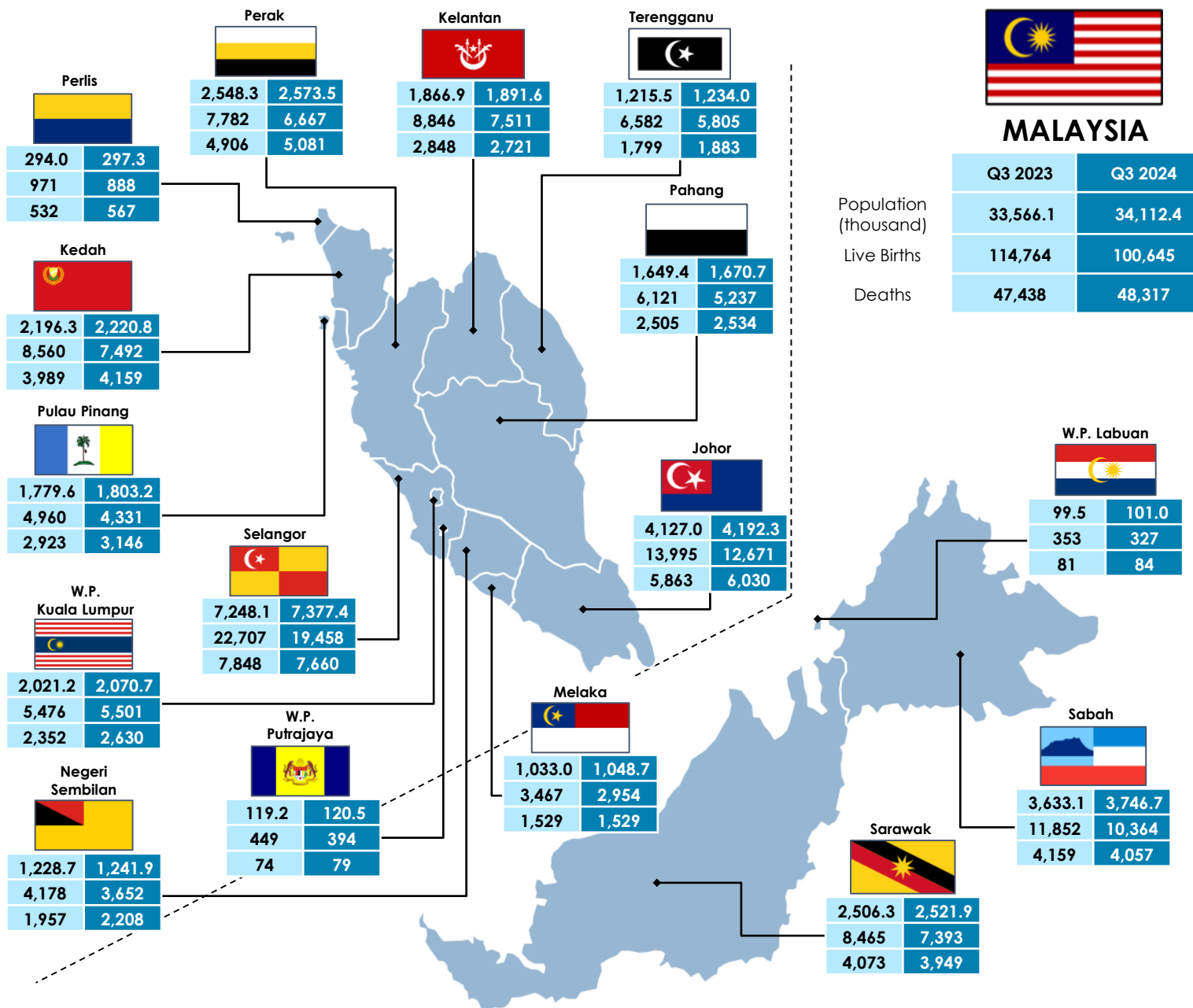
Age Group



Deaths by Ethnic Group



Demographic Statistics by State, Third Quarter 2024^P, Malaysia



- Selangor (21.6%), Johor (12.3%) and Sabah (11.0%) recorded higher number of population in the third quarter 2024.
- Selangor recorded the highest number of live births with 19,458 births (19.3 %) while Wilayah Persekutuan Labuan recorded the lowest births with 327 births (0.3%).
- In terms of death, Selangor recorded the highest number with 7,660 deaths (15.9%) while Wilayah Persekutuan Putrajaya recorded the lowest deaths with 79 deaths (0.2 %).

